
Iterative Amortized Inference

Joseph Marino¹ Yisong Yue¹ Stephan Mandt²

Abstract

Inference models are a key component in scaling variational inference to deep latent variable models, most notably as encoder networks in variational auto-encoders (VAEs). By replacing conventional optimization-based inference with a learned model, inference is amortized over data examples and therefore more computationally efficient. However, standard inference models are restricted to direct mappings from data to approximate posterior estimates. The failure of these models to reach fully optimized approximate posterior estimates results in an *amortization gap*. We aim toward closing this gap by proposing *iterative inference models*, which learn to perform inference optimization through repeatedly encoding gradients. Our approach generalizes standard inference models in VAEs and provides insight into several empirical findings, including top-down inference techniques. We demonstrate the inference optimization capabilities of iterative inference models and show that they outperform standard inference models on several benchmark data sets of images and text.

1. Introduction

Variational inference (Jordan et al., 1998) has been essential in learning deep directed latent variable models on high-dimensional data, enabling extraction of complex, non-linear relationships, such as object identities (Higgins et al., 2016) and dynamics (Xue et al., 2016; Karl et al., 2017) directly from observations. Variational inference reformulates inference as optimization (Neal & Hinton, 1998; Hoffman et al., 2013). However, the current trend has moved toward employing *inference models* (Dayan et al., 1995; Gregor et al., 2014; Kingma & Welling, 2014; Rezende et al., 2014), mappings from data to approximate posterior estimates that

are amortized across examples. Intuitively, the inference model encodes observations into latent representations, and the generative model decodes these representations into reconstructions. Yet, this approach has notable limitations. For instance, in models with empirical priors, such as hierarchical latent variable models, “bottom-up” data-encoding inference models cannot account for “top-down” priors (Section 4.1). This has prompted the use of top-down inference techniques (Sønderby et al., 2016), which currently lack a rigorous theoretical justification. More generally, the inability of inference models to reach fully optimized approximate posterior estimates results in decreased modeling performance, referred to as an *amortization gap* (Krishnan et al., 2018; Cremer et al., 2017).

To combat this problem, our work offers a departure from previous approaches by re-examining inference from an optimization perspective. We utilize approximate posterior gradients to perform inference optimization. Yet, we improve computational efficiency over conventional optimizers by encoding these gradients with an inference model that learns how to iteratively update approximate posterior estimates. The resulting *iterative inference models* resemble the learning to learn framework (Andrychowicz et al., 2016) applied to variational inference optimization. However, we refine and extend this method along several novel directions. Namely, (1) we show that learned optimization models can be applied to inference optimization of latent variables; (2) we show that non-recurrent optimization models work well in practice, breaking previous assumptions about the necessity of non-local gradient information for outperforming conventional optimizers; and (3) we provide a new form of optimization model that encodes errors rather than gradients to approximate higher order derivative terms, empirically resulting in faster convergence.

Our main contributions are summarized as follows:

1. we introduce a family of iterative inference models, which generalize standard inference models,
2. we provide the first theoretical justification for top-down inference techniques,
3. we empirically evaluate iterative inference models, demonstrating that they outperform standard inference models on several data sets of images and text.

¹California Institute of Technology (Caltech), Pasadena, CA, USA ²Los Angeles, CA, USA. Correspondence to: Joseph Marino <jmarino@caltech.edu>.

2. Background

2.1. Latent Variable Models & Variational Inference

Latent variable models are generative probabilistic models that use local (per data example) latent variables, \mathbf{z} , to model observations, \mathbf{x} , using global (across data examples) parameters, θ . A model is defined by the joint distribution $p_\theta(\mathbf{x}, \mathbf{z}) = p_\theta(\mathbf{x}|\mathbf{z})p_\theta(\mathbf{z})$, composed of the conditional likelihood and the prior. Learning the model parameters and inferring the posterior, $p(\mathbf{z}|\mathbf{x})$, are intractable for all but the simplest models, as they require evaluating the marginal likelihood, $p_\theta(\mathbf{x}) = \int p_\theta(\mathbf{x}, \mathbf{z})d\mathbf{z}$, which involves integrating the model over \mathbf{z} . For this reason, we often turn to approximate inference methods.

Variational inference reformulates this intractable integration as an optimization problem by introducing an approximate posterior¹, $q(\mathbf{z}|\mathbf{x})$, typically chosen from some tractable family of distributions, and minimizing the KL-divergence from the posterior, $D_{KL}(q(\mathbf{z}|\mathbf{x})||p(\mathbf{z}|\mathbf{x}))$. This quantity cannot be minimized directly, as it contains the posterior. Instead, KL-divergence can be decomposed into

$$D_{KL}(q(\mathbf{z}|\mathbf{x})||p(\mathbf{z}|\mathbf{x})) = \log p_\theta(\mathbf{x}) - \mathcal{L}, \quad (1)$$

where \mathcal{L} is the evidence lower bound (ELBO), which is defined as:

$$\mathcal{L} \equiv \mathbb{E}_{\mathbf{z} \sim q(\mathbf{z}|\mathbf{x})} [\log p_\theta(\mathbf{x}, \mathbf{z}) - \log q(\mathbf{z}|\mathbf{x})] \quad (2)$$

$$= \mathbb{E}_{\mathbf{z} \sim q(\mathbf{z}|\mathbf{x})} [\log p_\theta(\mathbf{x}|\mathbf{z}) - D_{KL}(q(\mathbf{z}|\mathbf{x})||p_\theta(\mathbf{z}))]. \quad (3)$$

The first term in eq. 3 expresses how well the output reconstructs the data example. The second term quantifies the dissimilarity between the approximate posterior and the prior. Because $\log p_\theta(\mathbf{x})$ is not a function of $q(\mathbf{z}|\mathbf{x})$, we can minimize $D_{KL}(q(\mathbf{z}|\mathbf{x})||p(\mathbf{z}|\mathbf{x}))$ in eq. 1 by maximizing \mathcal{L} w.r.t. $q(\mathbf{z}|\mathbf{x})$, thereby performing approximate *inference*. Likewise, because $D_{KL}(q(\mathbf{z}|\mathbf{x})||p(\mathbf{z}|\mathbf{x}))$ is non-negative, \mathcal{L} is a lower bound on $\log p_\theta(\mathbf{x})$. Therefore, once we have inferred an optimal $q(\mathbf{z}|\mathbf{x})$, *learning* corresponds to maximizing \mathcal{L} w.r.t. θ .

2.2. Variational Expectation Maximization (EM) via Gradient Ascent

The optimization procedures for variational inference and learning are respectively the expectation and maximization steps of the variational EM algorithm (Dempster et al., 1977; Neal & Hinton, 1998), which alternate until convergence. This is typically performed in the batched setting of stochastic variational inference (Hoffman et al., 2013). When $q(\mathbf{z}|\mathbf{x})$ takes a parametric form, the expectation step for data

¹We use $q(\mathbf{z}|\mathbf{x})$ to denote that the approximate posterior is conditioned on a data example (i.e. local), however this does not necessarily imply a direct functional mapping.

example $\mathbf{x}^{(i)}$ involves finding a set of distribution parameters, $\lambda^{(i)}$, that are optimal w.r.t. \mathcal{L} . With a factorized Gaussian density over continuous latent variables, i.e. $\lambda^{(i)} = \{\mu_q^{(i)}, \sigma_q^{2(i)}\}$ and $q(\mathbf{z}^{(i)}|\mathbf{x}^{(i)}) = \mathcal{N}(\mathbf{z}^{(i)}; \mu_q^{(i)}, \text{diag} \sigma_q^{2(i)})$, conventional optimization techniques repeatedly estimate the stochastic gradients $\nabla_{\lambda} \mathcal{L}$ to optimize \mathcal{L} w.r.t. $\lambda^{(i)}$, e.g.:

$$\lambda^{(i)} \leftarrow \lambda^{(i)} + \alpha \nabla_{\lambda} \mathcal{L}(\mathbf{x}^{(i)}, \lambda^{(i)}; \theta), \quad (4)$$

where α is the step size. This procedure, which is repeated for each example, is computationally expensive and requires setting step-size hyper-parameters.

2.3. Amortized Inference Models

Due to the aforementioned issues, gradient updates of approximate posterior parameters are rarely performed in practice. Rather, inference models are often used to map observations to approximate posterior estimates. Optimization of each data example’s approximate posterior parameters, $\lambda^{(i)}$, is replaced with the optimization of a shared, i.e. amortized (Gershman & Goodman, 2014), set of parameters, ϕ , contained within an inference model, f , of the form:

$$\lambda^{(i)} \leftarrow f(\mathbf{x}^{(i)}; \phi). \quad (5)$$

While inference models have a long history, e.g. (Dayan et al., 1995), the most notable recent example is the variational auto-encoder (VAE) (Kingma & Welling, 2014; Rezende et al., 2014), which employs the reparameterization trick to propagate stochastic gradients from the generative model to the inference model, both of which are parameterized by neural networks. We refer to inference models of this form as *standard inference models*. As discussed in Section 3, the aim of this paper is to move beyond the direct encoder paradigm of standard inference models to develop improved techniques for performing inference.

3. Iterative Amortized Inference

In Section 3.2, we introduce our contribution, iterative inference models. However, we first motivate our approach in Section 3.1 by discussing the limitations of standard inference models. We then draw inspiration from other techniques for learning to perform optimization.

3.1. Standard Inference Models & Amortization Gaps

As described in Section 2.1, variational inference reformulates inference as the maximization of \mathcal{L} w.r.t. $q(\mathbf{z}|\mathbf{x})$, constituting the expectation step of the variational EM algorithm. In general, this is a difficult non-convex optimization problem, typically requiring a lengthy iterative estimation procedure. Yet, standard inference models attempt to perform this optimization through a direct, discriminative mapping from data observations to approximate posterior

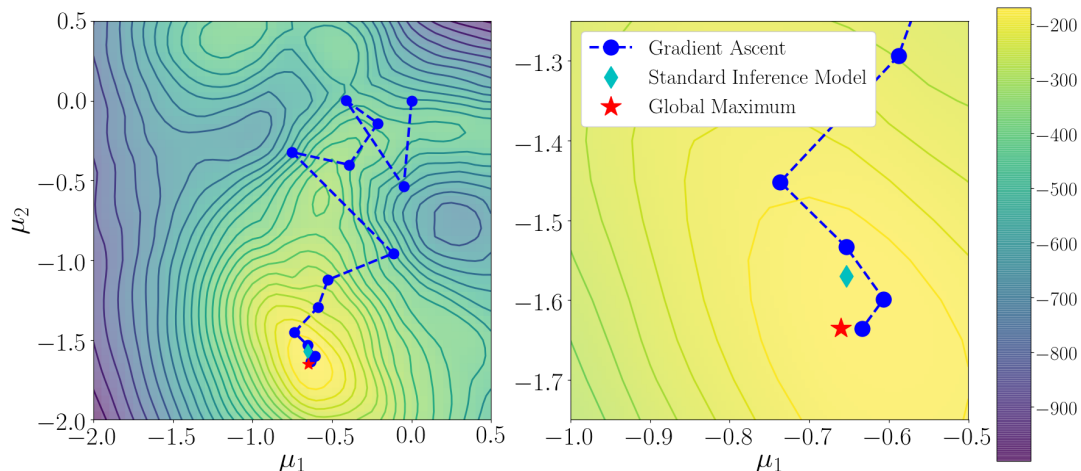


Figure 1. **Visualizing the amortization gap.** Optimization surface of \mathcal{L} (in nats) for a 2-D latent Gaussian model and an MNIST data example. Shown on the plots are the optimal estimate (MAP), the output of a standard inference model, and an optimization trajectory of gradient ascent. The plot on the right shows an enlarged view near the optimum. Conventional optimization outperforms the standard inference model, exhibiting an amortization gap. With additional latent dimensions or more complex data, this gap could become larger.

parameters. Of course, generative models can adapt to accommodate sub-optimal approximate posteriors. Nevertheless, the possible limitations of a direct inference mapping applied to this difficult optimization procedure may result in a decrease in overall modeling performance.

We demonstrate this concept in Figure 1 by visualizing the optimization surface of \mathcal{L} defined by a 2-D latent Gaussian model and a particular binarized MNIST (LeCun et al., 1998) data example. To visualize the approximate posterior, we use a point estimate, $q(\mathbf{z}|\mathbf{x}) = \delta(\boldsymbol{\mu}_q)$, where $\boldsymbol{\mu}_q = (\mu_1, \mu_2)$ is the estimate and δ is the Dirac delta function. See Appendix C.1 for details. Shown on the plot are the optimal (maximum a posteriori or MAP) estimate, the estimate from a standard inference model, and an optimization trajectory of gradient ascent. The inference model is unable to achieve the optimum, but manages to output a reasonable estimate in one pass. Gradient ascent requires many iterations and is sensitive to step-size, but through the iterative estimation procedure, ultimately arrives at a better final estimate. The inability of inference models to reach optimal approximate posterior estimates, as typically compared with gradient-based methods, creates an amortization gap (Krishnan et al., 2018; Cremer et al., 2017), which impairs modeling performance. Additional latent dimensions and more complex data could further exacerbate this problem.

This example illustrates the strengths and weaknesses of standard inference models. While offering significant benefits in computational efficiency, standard inference models can suffer from sizable amortization gaps (Krishnan et al., 2018). Parameterizing inference models as direct, static mappings from \mathbf{x} to $q(\mathbf{z}|\mathbf{x})$ may be overly restrictive, widen-

ing this gap. To improve upon this direct encoding paradigm, we pose the following question: *can we retain the computational efficiency of inference models while incorporating more powerful iterative estimation capabilities?* Our proposed solution is a new class of inference models, capable of learning how to update approximate posterior estimates by encoding gradients or errors. Due to the iterative nature of these models, we refer to them as *iterative inference models*. Through an analysis with latent Gaussian models, we show that iterative inference models generalize standard inference models (Section 4.3) and offer theoretical justification for top-down inference in hierarchical models (Section 4.1).

Our approach relates to learning to learn (Andrychowicz et al., 2016), where an *optimizer* model learns to optimize the parameters of an *optimizee* model. The optimizer receives the optimizee’s parameter gradients and outputs updates to these parameters to improve the optimizee’s loss. The optimizer itself can be learned due to the differentiable computation graph. Such models can adaptively adjust step sizes, potentially outperforming conventional optimizers. For inference optimization, previous works have combined standard inference models with gradient updates (Hjelm et al., 2016; Krishnan et al., 2018; Kim et al., 2018), however, these works do not *learn* to iteratively optimize. (Putzky & Welling, 2017) use recurrent inference models for MAP estimation of denoised images in linear models. We propose a single, unified method for learning to perform variational inference optimization, generally applicable to probabilistic latent variable models. Our work refines and extends techniques on learning to optimize along several novel directions, discussed in Section 4, including error encoding and iterative optimization in hierarchical models.

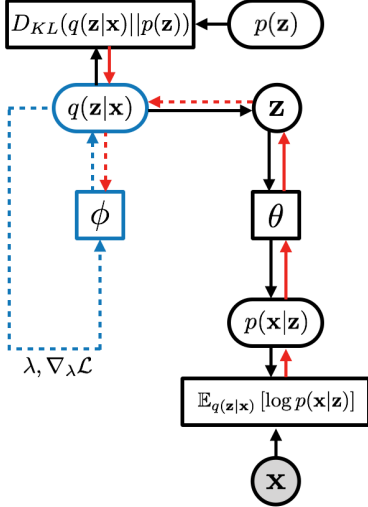


Figure 2. **Computation graph** for a single-level latent variable model with an iterative inference model. Black components evaluate the ELBO. Blue components are used during variational inference. Red corresponds to gradients. Solid arrows denote deterministic values. Dashed arrows denote stochastic values. During inference, λ , the distribution parameters of $q(\mathbf{z}|\mathbf{x})$, are first initialized. \mathbf{z} is sampled from $q(\mathbf{z}|\mathbf{x})$ to evaluate the ELBO. Stochastic gradients are then backpropagated to λ . The iterative inference model uses these gradients to update the current estimate of λ . The process is repeated iteratively. The inference model parameters, ϕ , are trained through accumulated estimates of $\nabla_{\phi}\mathcal{L}$.

3.2. Iterative Inference Models

We denote an iterative inference model as f with parameters ϕ . With $\mathcal{L}_t^{(i)} \equiv \mathcal{L}(\mathbf{x}^{(i)}, \lambda_t^{(i)}; \theta)$ as the ELBO for data example $\mathbf{x}^{(i)}$ at inference iteration t , the model uses the approximate posterior gradients, denoted $\nabla_{\lambda}\mathcal{L}_t^{(i)}$, to output updated estimates of $\lambda^{(i)}$:

$$\lambda_{t+1}^{(i)} \leftarrow f_t(\nabla_{\lambda}\mathcal{L}_t^{(i)}, \lambda_t^{(i)}; \phi), \quad (6)$$

where $\lambda_t^{(i)}$ is the estimate of $\lambda^{(i)}$ at inference iteration t . Eq. 6 is in a general form and contains, as special cases, the linear update in eq. 4, as well as the residual, non-linear update used in (Andrychowicz et al., 2016). Figure 2 displays a computation graph of the inference procedure, and Algorithm 1 in Appendix B describes the procedure in detail. As with standard inference models, the parameters of an iterative inference model can be updated using estimates of $\nabla_{\phi}\mathcal{L}$, obtained through the reparameterization trick (Kingma & Welling, 2014; Rezende et al., 2014) or through score function methods (Gregor et al., 2014; Ranganath et al., 2014). Model parameter updating is performed using stochastic gradient techniques with $\nabla_{\theta}\mathcal{L}$ and $\nabla_{\phi}\mathcal{L}$.

4. Iterative Inference in Latent Gaussian Models

We now describe an instantiation of iterative inference models for (single-level) latent Gaussian models, which have a Gaussian prior density over latent variables: $p(\mathbf{z}) = \mathcal{N}(\mathbf{z}; \mu_p, \text{diag } \sigma_p^2)$. Although the prior is typically a standard Normal density, we use this prior form for generality. Latent Gaussian models are often used in VAEs and are a common choice for continuous-valued latent variables. While the approximate posterior can be any probability density, it is typically also chosen as Gaussian: $q(\mathbf{z}|\mathbf{x}) = \mathcal{N}(\mathbf{z}; \mu_q, \text{diag } \sigma_q^2)$. With this choice, $\lambda^{(i)}$ corresponds to $\{\mu_q^{(i)}, \sigma_q^{2(i)}\}$ for example $\mathbf{x}^{(i)}$. Dropping the superscript (i) to simplify notation, we can express eq. 6 for this model as:

$$\mu_{q,t+1} = f_t^{\mu_q}(\nabla_{\mu_q}\mathcal{L}_t, \mu_{q,t}; \phi), \quad (7)$$

$$\sigma_{q,t+1}^2 = f_t^{\sigma_q^2}(\nabla_{\sigma_q^2}\mathcal{L}_t, \sigma_{q,t}^2; \phi), \quad (8)$$

where $f_t^{\mu_q}$ and $f_t^{\sigma_q^2}$ are the iterative inference models for updating μ_q and σ_q^2 respectively. In practice, these models can be combined, with shared inputs and model parameters but separate outputs to update each term.

In Appendix A, we derive the stochastic gradients $\nabla_{\mu_q}\mathcal{L}$ and $\nabla_{\sigma_q^2}\mathcal{L}$ for the cases where $p_{\theta}(\mathbf{x}|\mathbf{z})$ takes a Gaussian and Bernoulli form, though *any* output distribution can be used. Generally, these gradients are comprised of (1) errors, expressing the mismatch in distributions, and (2) Jacobian matrices, which invert the generative mappings. For instance, assuming a Gaussian output density, $p(\mathbf{x}|\mathbf{z}) = \mathcal{N}(\mathbf{x}; \mu_{\mathbf{x}}, \text{diag } \sigma_{\mathbf{x}}^2)$, the gradient for μ_q is

$$\nabla_{\mu_q}\mathcal{L} = \mathbf{J}^T \varepsilon_{\mathbf{x}} - \varepsilon_{\mathbf{z}}, \quad (9)$$

where the Jacobian (\mathbf{J}), bottom-up errors ($\varepsilon_{\mathbf{x}}$), and top-down errors ($\varepsilon_{\mathbf{z}}$) are defined as

$$\mathbf{J} \equiv \mathbb{E}_{\mathbf{z} \sim q(\mathbf{z}|\mathbf{x})} \left[\frac{\partial \mu_{\mathbf{x}}}{\partial \mu_q} \right], \quad (10)$$

$$\varepsilon_{\mathbf{x}} \equiv \mathbb{E}_{\mathbf{z} \sim q(\mathbf{z}|\mathbf{x})} [(\mathbf{x} - \mu_{\mathbf{x}}) / \sigma_{\mathbf{x}}^2], \quad (11)$$

$$\varepsilon_{\mathbf{z}} \equiv \mathbb{E}_{\mathbf{z} \sim q(\mathbf{z}|\mathbf{x})} [(\mathbf{z} - \mu_p) / \sigma_p^2]. \quad (12)$$

Here, we have assumed $\mu_{\mathbf{x}}$ is a function of \mathbf{z} and $\sigma_{\mathbf{x}}^2$ is a global parameter. The gradient $\nabla_{\sigma_q^2}\mathcal{L}$ is comprised of similar terms as well as an additional term penalizing approximate posterior entropy. Inspecting and understanding the composition of the gradients reveals the forces pushing the approximate posterior toward agreement with the data, through $\varepsilon_{\mathbf{x}}$, and agreement with the prior, through $\varepsilon_{\mathbf{z}}$. In other words, *inference is as much a top-down process as it is a bottom-up process*, and the optimal combination of these terms is given by the approximate posterior gradients. As discussed in Section 4.1, standard inference models have traditionally been purely bottom-up, only encoding the data.

4.1. Reinterpreting Top-Down Inference

To increase the model capacity of latent variable models, it is common to add higher-level latent variables, thereby providing flexible *empirical priors* on lower-level variables. Traditionally, corresponding standard inference models were parameterized as purely bottom-up (e.g. Fig. 1 of (Rezende et al., 2014)). It was later found to be beneficial to incorporate top-down information from higher-level variables in the inference model, the given intuition being that “*a purely bottom-up inference process . . . does not correspond well with real perception*” (Sønderby et al., 2016), however, a rigorous justification of this technique was lacking.

Iterative inference models, or rather, the gradients that they encode, provide a theoretical explanation for this previously empirical heuristic. As seen in eq. 9, the approximate posterior parameters are optimized to agree with the prior, while also fitting the conditional likelihood to the data. Analogous terms appear in the gradients for hierarchical models. For instance, in a chain-structured hierarchical model, the gradient of μ_q^ℓ , the approximate posterior mean at layer ℓ , is

$$\nabla_{\mu_q^\ell} \mathcal{L} = \mathbf{J}^{\ell\top} \varepsilon_z^{\ell-1} - \varepsilon_z^\ell, \quad (13)$$

where \mathbf{J}^ℓ is the Jacobian of the generative mapping at layer ℓ and ε_z^ℓ is defined similarly to eq. 12. ε_z^ℓ depends on the top-down prior at layer ℓ , which, unlike the single-level case, varies across data examples. Thus, a purely bottom-up inference procedure may struggle, as it must model both the bottom-up data dependence as well as the top-down prior. Top-down inference (Sønderby et al., 2016) explicitly uses the prior to perform inference. Iterative inference models instead rely on approximate posterior gradients, which naturally account for both bottom-up and top-down influences.

4.2. Approximating Approximate Posterior Derivatives

In the formulation of iterative inference models given in eq. 6, inference optimization is restricted to first-order approximate posterior derivatives. Thus, it may require many inference iterations to reach reasonable approximate posterior estimates. Rather than calculate costly higher-order derivatives, we can take a different approach.

Approximate posterior derivatives (e.g. eq. 9 and higher-order derivatives) are essentially defined by the errors at the current estimate, as the other factors, such as the Jacobian matrices, are internal to the model. Thus, the errors provide more general information about the curvature beyond the gradient. As iterative inference models already learn to perform approximate posterior updates, it is natural to ask whether the errors provide a sufficient signal for faster inference optimization. In other words, we may be able to offload approximate posterior derivative calculation onto the inference model, yielding a model that requires fewer in-

ference iterations while maintaining or possibly improving computational efficiency.

Comparing with eqs. 7 and 8, the form of this new iterative inference model is

$$\mu_{q,t+1} = f_t^{\mu_q}(\varepsilon_{\mathbf{x},t}, \varepsilon_{\mathbf{z},t}, \mu_{q,t}; \phi), \quad (14)$$

$$\sigma_{q,t+1}^2 = f_t^{\sigma_q^2}(\varepsilon_{\mathbf{x},t}, \varepsilon_{\mathbf{z},t}, \sigma_{q,t}^2; \phi), \quad (15)$$

where, again, these models can be shared, with separate outputs per parameter. In Section 5.2, we empirically find that models of this form converge to better solutions than gradient-encoding models when given fewer inference iterations. It is also worth noting that this error encoding scheme is similar to DRAW (Gregor et al., 2015). However, in addition to architectural differences in the generative model, DRAW and later extensions do not include top-down errors (Gregor et al., 2016), nor error precision-weighting.

4.3. Generalizing Standard Inference Models

Under certain assumptions on single-level latent Gaussian models, iterative inference models of the form in Section 4.2 generalize standard inference models. First, note that $\varepsilon_{\mathbf{x}}$ (eq. 11) is a stochastic affine transformation of \mathbf{x} :

$$\varepsilon_{\mathbf{x}} = \mathbf{A}\mathbf{x} + \mathbf{b}, \quad (16)$$

where

$$\mathbf{A} \equiv \mathbb{E}_{q(\mathbf{z}|\mathbf{x})} [(\text{diag } \sigma_{\mathbf{x}}^2)^{-1}], \quad (17)$$

$$\mathbf{b} \equiv -\mathbb{E}_{q(\mathbf{z}|\mathbf{x})} \left[\frac{\mu_{\mathbf{x}}}{\sigma_{\mathbf{x}}^2} \right]. \quad (18)$$

Reasonably assuming that the initial approximate posterior and prior are both constant, then in expectation, \mathbf{A} , \mathbf{b} , and $\varepsilon_{\mathbf{z}}$ are constant across all data examples at the first inference iteration. Using proper weight initialization and input normalization, it is equivalent to input \mathbf{x} or an affine transformation of \mathbf{x} into a fully-connected neural network. Therefore, *standard inference models are equivalent to the special case of a one-step iterative inference model*. Thus, we can interpret standard inference models as learning a map of local curvature around a fixed approximate posterior estimate. Iterative inference models, on the other hand, learn to traverse the optimization landscape more generally.

5. Experiments

Using latent Gaussian models, we performed an empirical evaluation of iterative inference models on both image and text data. For images, we used **MNIST** (LeCun et al., 1998), **Omniglot** (Lake et al., 2013), **Street View House Numbers (SVHN)** (Netzer et al., 2011), and **CIFAR-10** (Krizhevsky & Hinton, 2009). MNIST and Omniglot were dynamically binarized and modeled with Bernoulli output

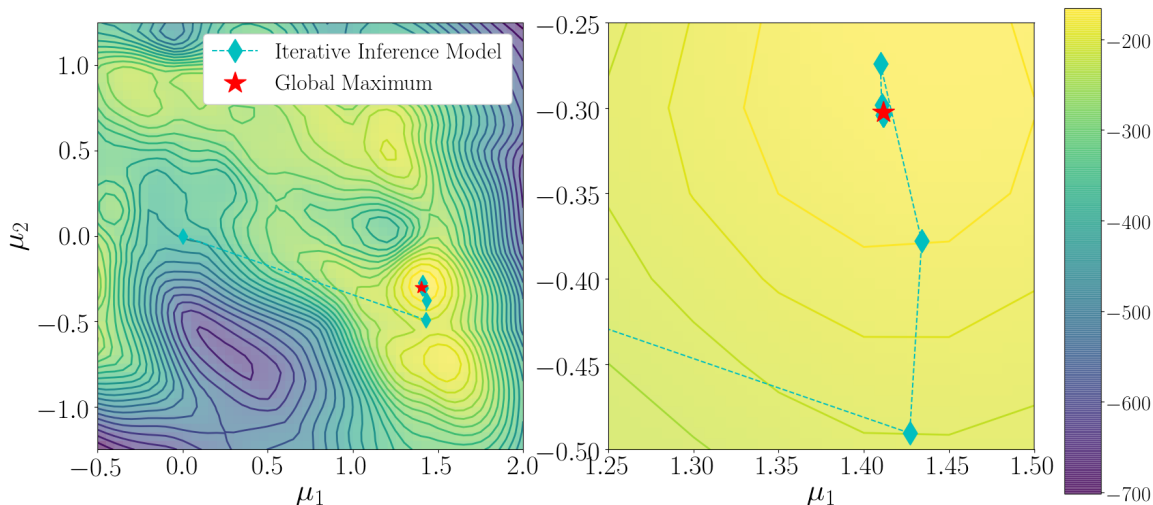


Figure 3. Direct visualization of iterative amortized inference optimization. Optimization trajectory on \mathcal{L} (in nats) for an iterative inference model with a 2D latent Gaussian model for a particular MNIST example. The iterative inference model adaptively adjusts inference update step sizes to iteratively refine the approximate posterior estimate.

distributions, and SVHN and CIFAR-10 were modeled with Gaussian output densities, using the procedure from (Gregor et al., 2016). For text, we used **RCV1** (Lewis et al., 2004), modeled with a multinomial output.

We found iterative inference models straightforward to train, immediately learning to improve approximate posterior estimates. One added difficulty of training iterative inference models comes from shifting gradient and error distributions during the course of inference and learning. In some cases, we found it necessary to normalize these inputs using layer normalization (Ba et al., 2016). We also found it beneficial, though never necessary, to additionally encode the data itself, particularly when given few inference iterations (see Figure 7a). For comparison, all experiments use feedforward networks, though we observed similar results with recurrent inference models. Reported values of \mathcal{L} were estimated using 1 sample, and reported values of $\log p(\mathbf{x})$ and perplexity (Tables 1 & 2) were estimated using 5,000 importance weighted samples. Additional experiment details, including model architectures, can be found in Appendix C. Code for reproducing experiments can be found on GitHub at [joelouismarino/iterative_inference](https://github.com/joelouismarino/iterative_inference).

Section 5.1 demonstrates the optimization capabilities of iterative inference models. Section 5.2 explores two methods by which to further improve the modeling performance of these models. Section 5.3 provides a quantitative comparison between standard and iterative inference models.

5.1. Approximate Inference Optimization

We begin with a series of experiments that demonstrate the inference optimization capabilities of iterative inference

models. These experiments confirm that iterative inference models indeed learn to perform inference optimization through an adaptive iterative estimation procedure. These results highlight the qualitative differences between this inference optimization procedure and that of standard inference models. That is, iterative inference models are able to effectively utilize multiple inference iterations rather than collapsing to static, one-step encoders.

Direct Visualization As in Section 3.1, we directly visualize iterative inference optimization in a 2-D latent Gaussian model trained on MNIST with a point estimate approximate posterior. Model architectures are identical to those used in Section 3.1, with additional details found in Appendix C.1. Shown in Figure 3 is a 16-step inference optimization trajectory taken by the iterative inference model for a particular example. The model adaptively adjusts inference update step sizes to navigate the optimization surface, quickly arriving and remaining at a near-optimal estimate.

\mathcal{L} During Inference We can quantify and compare optimization performance through the ELBO. In Figure 4, we plot the average ELBO on the MNIST validation set during inference, comparing iterative inference models with conventional optimizers. Details are in Appendix C.2. On average, the iterative inference model converges significantly *faster to better* estimates than the optimizers. The model actually has *less* derivative information than the optimizers; it only has access to the local gradient, whereas the optimizers use momentum and similar terms. The model’s final estimates are also stable, despite only being trained using 16 inference iterations.

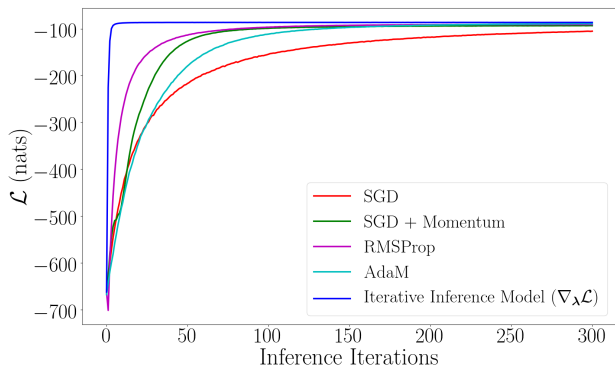


Figure 4. Comparison of inference optimization performance between iterative inference models and conventional optimization techniques. Plot shows ELBO, averaged over MNIST validation set. On average, the iterative inference model converges faster than conventional optimizers to better estimates.

Reconstructions Approximate inference optimization can also be visualized through image reconstructions. As the reconstruction term is typically the dominant term in \mathcal{L} , the output reconstructions should improve in terms of visual quality during inference optimization, resembling \mathbf{x} . We demonstrate this phenomenon with iterative inference models for several data sets in Figure 5. Additional reconstructions are shown in Appendix C.3.

Gradient Magnitudes During inference optimization, iterative inference models should ideally obtain approximate posterior estimates near local maxima. The approximate posterior gradient magnitudes should thus decrease during inference. Using a model trained on RCV1, we recorded average gradient magnitudes for the approximate posterior mean during inference. In Figure 6, we plot these values throughout training, finding that they do, indeed, decrease. See Appendix C.4 for more details.

5.2. Additional Inference Iterations & Latent Samples

We highlight two sources that allow iterative inference models to further improve modeling performance: additional inference iterations and samples. Additional inference iterations allow the model to further refine approximate posterior estimates. Using MNIST, we trained models by encoding approximate posterior gradients ($\nabla_{\lambda}\mathcal{L}$) or errors ($\varepsilon_{\mathbf{x}}, \varepsilon_{\mathbf{z}}$), with or without the data (\mathbf{x}), for 2, 5, 10, and 16 inference iterations. While we kept the model architectures identical, the encoded terms affect the number of input parameters to each model. For instance, the small size of \mathbf{z} relative to \mathbf{x} gives the gradient encoding model *fewer* input parameters than a standard inference model. The other models have more input parameters. Results are shown in Figure 7a, where we observe improved performance with increasing inference iterations. All iterative inference models out-



Figure 5. Reconstructions over inference iterations (left to right) for (top to bottom) MNIST, Omniglot, SVHN, and CIFAR-10. Data examples are shown on the right. Reconstructions become gradually sharper, remaining stable after many iterations.

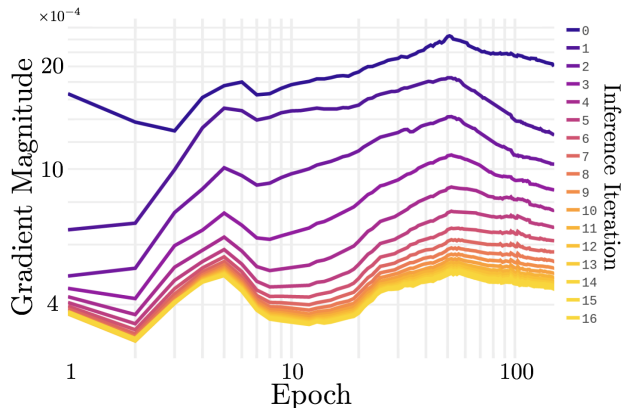


Figure 6. Gradient magnitudes (vertical axis) over inference iterations (indexed by color on right) during training (horizontal axis) on RCV1. Approx. posterior mean gradient magnitudes decrease over inference iterations as estimates approach local maxima.

performed standard inference models. Note that encoding errors to approximate higher-order derivatives helps when training with fewer inference iterations.

Additional approximate posterior samples provide more pre-

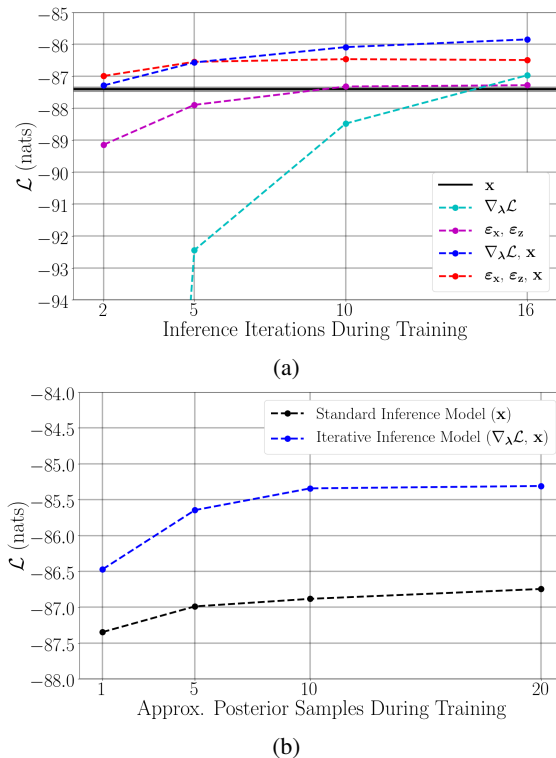


Figure 7. ELBO for standard and iterative inference models on MNIST for (a) additional inference iterations during training and (b) additional samples. Iterative inference models improve significantly with both quantities. Lines do not imply interpolation.

cise gradient and error estimates, potentially allowing an iterative inference model to output improved updates. To verify this, we trained standard and iterative inference models on MNIST using 1, 5, 10, and 20 approximate posterior samples. Iterative inference models were trained by encoding the data (x) and approximate posterior gradients ($\nabla_{\lambda}\mathcal{L}$) for 5 iterations. Results are shown in Figure 7b. Iterative inference models improve by more than 1 nat with additional samples, further widening the improvement over similar standard inference models.

5.3. Comparison with Standard Inference Models

We now provide a quantitative performance comparison between standard and iterative inference models on MNIST, CIFAR-10, and RCV1. Inference model architectures are identical across each comparison, with the exception of input parameters. Details are found in Appendix C.7. Table 1 contains estimated marginal log-likelihood performance on MNIST and CIFAR-10. Table 2 contains estimated perplexity on RCV1². In each case, iterative inference models outperform standard inference models. This holds for both single-level and hierarchical models. We observe larger

²Perplexity re-weights log-likelihood by document length.

Table 1. Negative log likelihood on MNIST (in nats) and CIFAR-10 (in bits/input dim.) for standard and iterative inference models.

$-\log p(\mathbf{x})$	
MNIST	
<i>Single-Level</i>	
Standard	84.14 ± 0.02
Iterative	83.84 ± 0.05
<i>Hierarchical</i>	
Standard	82.63 ± 0.01
Iterative	82.457 ± 0.001
CIFAR-10	
<i>Single-Level</i>	
Standard	5.823 ± 0.001
Iterative	5.64 ± 0.03
<i>Hierarchical</i>	
Standard	5.565 ± 0.002
Iterative	5.456 ± 0.005

Table 2. Perplexity on RCV1 for standard and iterative inference models.

	Perplexity	\leq
RCV1		
(Krishnan et al., 2018)		
Standard	323 ± 3	377.4 ± 0.5
Iterative	285.0 ± 0.1	314 ± 1

improvements on the high-dimensional RCV1 data set, consistent with (Krishnan et al., 2018). Because the generative model architectures are kept fixed, performance improvements demonstrate improvements in inference optimization.

6. Conclusion

We have proposed iterative inference models, which learn to refine inference estimates by encoding approximate posterior gradients. These models generalize and extend standard inference models, providing the first theoretical justification for top-down inference. We have also provided a novel error-encoding model that empirically converges faster without requiring gradient computation. Through empirical evaluations, we have demonstrated that iterative inference models learn to perform approximate posterior optimization, with clear advantages over current inference techniques shown on several benchmark data sets. However, this comes with the limitation of requiring additional computation over similar standard inference models. While we discussed the relevance of iterative inference models to hierarchical latent variable models, sequential latent variable models also contain empirical priors. In future work, we hope to apply iterative inference models to the online filtering setting, where fewer inference iterations, and thus less additional computation, may be required at each time step.

Acknowledgements

We would like to thank the reviewers as well as Peter Carr, Oisín Mac Aodha, Grant Van Horn, and Matteo Ruggero Ronchi for their insightful feedback.

References

- Andrychowicz, M., Denil, M., Gomez, S., Hoffman, M. W., Pfau, D., Schaul, T., and de Freitas, N. Learning to learn by gradient descent by gradient descent. In *Advances in Neural Information Processing Systems (NIPS)*, pp. 3981–3989, 2016.
- Ba, J. L., Kiros, J. R., and Hinton, G. E. Layer normalization. *arXiv preprint arXiv:1607.06450*, 2016.
- Cremer, C., Li, X., and Duvenaud, D. Inference suboptimality in variational autoencoders. *NIPS Workshop on Advances in Approximate Bayesian Inference*, 2017.
- Dayan, P., Hinton, G. E., Neal, R. M., and Zemel, R. S. The helmholtz machine. *Neural computation*, 7(5):889–904, 1995.
- Dempster, A. P., Laird, N. M., and Rubin, D. B. Maximum likelihood from incomplete data via the em algorithm. *Journal of the royal statistical society. Series B (methodological)*, pp. 1–38, 1977.
- Gershman, S. and Goodman, N. Amortized inference in probabilistic reasoning. In *Proceedings of the Cognitive Science Society*, volume 36, 2014.
- Gregor, K., Danihelka, I., Mnih, A., Blundell, C., and Wierstra, D. Deep autoregressive networks. In *Proceedings of the International Conference on Machine Learning (ICML)*, pp. 1242–1250, 2014.
- Gregor, K., Danihelka, I., Graves, A., Rezende, D. J., and Wierstra, D. Draw: A recurrent neural network for image generation. *Proceedings of the International Conference on Machine Learning (ICML)*, pp. 1462–1471, 2015.
- Gregor, K., Besse, F., Rezende, D. J., Danihelka, I., and Wierstra, D. Towards conceptual compression. In *Advances In Neural Information Processing Systems (NIPS)*, pp. 3549–3557, 2016.
- Higgins, I., Matthey, L., Pal, A., Burgess, C., Glorot, X., Botvinick, M., Mohamed, S., and Lerchner, A. beta-vaе: Learning basic visual concepts with a constrained variational framework. In *Proceedings of the International Conference on Learning Representations (ICLR)*, 2016.
- Hjelm, D., Salakhutdinov, R. R., Cho, K., Jovic, N., Calhoun, V., and Chung, J. Iterative refinement of the approximate posterior for directed belief networks. In *Advances in Neural Information Processing Systems (NIPS)*, pp. 4691–4699, 2016.
- Hoffman, M. D., Blei, D. M., Wang, C., and Paisley, J. Stochastic variational inference. *The Journal of Machine Learning Research*, 14(1):1303–1347, 2013.
- Jordan, M. I., Ghahramani, Z., Jaakkola, T. S., and Saul, L. K. An introduction to variational methods for graphical models. *NATO ASI SERIES D BEHAVIOURAL AND SOCIAL SCIENCES*, 89:105–162, 1998.
- Karl, M., Soelch, M., Bayer, J., and van der Smagt, P. Deep variational bayes filters: Unsupervised learning of state space models from raw data. In *Proceedings of the International Conference on Learning Representations (ICLR)*, 2017.
- Kim, Y., Wiseman, S., Miller, A. C., Sontag, D., and Rush, A. M. Semi-amortized variational autoencoders. In *Proceedings of the International Conference on Machine Learning (ICML)*, 2018.
- Kingma, D. P. and Welling, M. Stochastic gradient vb and the variational auto-encoder. In *Proceedings of the International Conference on Learning Representations (ICLR)*, 2014.
- Krishnan, R. G., Liang, D., and Hoffman, M. On the challenges of learning with inference networks on sparse, high-dimensional data. In *Proceedings of the International Conference on Artificial Intelligence and Statistics (AISTATS)*, pp. 143–151, 2018.
- Krizhevsky, A. and Hinton, G. Learning multiple layers of features from tiny images. 2009.
- Lake, B. M., Salakhutdinov, R. R., and Tenenbaum, J. One-shot learning by inverting a compositional causal process. In *Advances in Neural Information Processing Systems (NIPS)*, pp. 2526–2534, 2013.
- LeCun, Y., Bottou, L., Bengio, Y., and Haffner, P. Gradient-based learning applied to document recognition. *Proceedings of the IEEE*, 86(11):2278–2324, 1998.
- Lewis, D. D., Yang, Y., Rose, T. G., and Li, F. Rcv1: A new benchmark collection for text categorization research. *The Journal of Machine Learning Research*, 5(Apr):361–397, 2004.
- Neal, R. M. and Hinton, G. E. A view of the em algorithm that justifies incremental, sparse, and other variants. In *Learning in graphical models*, pp. 355–368. Springer, 1998.
- Netzer, Y., Wang, T., Coates, A., Bissacco, A., Wu, B., and Ng, A. Y. Reading digits in natural images with

- unsupervised feature learning. In *NIPS workshop on deep learning and unsupervised feature learning*, 2011.
- Putzky, P. and Welling, M. Recurrent inference machines for solving inverse problems. *arXiv preprint arXiv:1706.04008*, 2017.
- Ranganath, R., Gerrish, S., and Blei, D. Black box variational inference. In *Proceedings of the International Conference on Artificial Intelligence and Statistics (AISTATS)*, pp. 814–822, 2014.
- Rezende, D. J., Mohamed, S., and Wierstra, D. Stochastic backpropagation and approximate inference in deep generative models. In *Proceedings of the International Conference on Machine Learning (ICML)*, pp. 1278–1286, 2014.
- Sønderby, C. K., Raiko, T., Maaløe, L., Sønderby, S. K., and Winther, O. Ladder variational autoencoders. In *Advances in Neural Information Processing Systems (NIPS)*, pp. 3738–3746, 2016.
- Xue, T., Wu, J., Bouman, K., and Freeman, B. Visual dynamics: Probabilistic future frame synthesis via cross convolutional networks. In *Advances in Neural Information Processing Systems (NIPS)*, pp. 91–99, 2016.